


amicolle



Designed by Kazuko Murabayashi



- These are user-friendly and stylish knitting accessories in an array of colors
- You can select a simple color combination or choose from many color options




Knitting Accessories



The rich color variations make it more enjoyable to collect knitting accessories

CLEAR QUICK GAUGE

- It is a square gauge ruler that measures number of stitches. It is easy to count the stitches by placing it over the knit because of its transparency. It is convenient and easy to carry.



AC-052e

JAN : 4974723716127

ART. NO. : AC-052e

ART. NAME : CLEAR QUICK GAUGE

Package size : 108mm×130mm×1mm

Net weight : 18g



★Tip for using this item★

The inner circumference of the ruler measures 5cm, the outer circumference measures 10cm. It is useful for counting number of stitches.

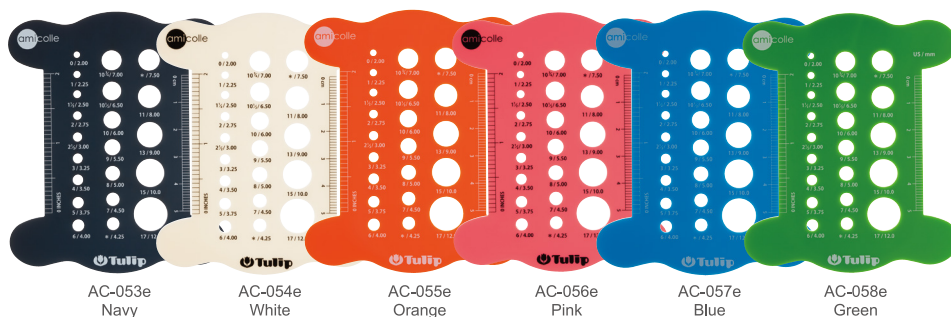
★Tip for using this item★

The yellow colored scale is visible on the knit of any kind of color.



KNITTING NEEDLE GAUGE

- This gauge enables you to know the knitting needle size at a glance.



AC-053e
Navy

AC-054e
White

AC-055e
Orange

AC-056e
Pink

AC-057e
Blue

AC-058e
Green

- The size of a knitting needle can be measured by inserting the needle into a hole in the gauge.

★Tip for using this item★

You can also use it as a wool bobbin.



★Tip for using this item★

A convenient portable gauge with a side ruler.



JAN	ART. NO.	COLOR	Net weight
4974723716134	AC-053e	Navy	15g
4974723716141	AC-054e	White	15g
4974723716158	AC-055e	Orange	15g
4974723716165	AC-056e	Pink	15g
4974723716172	AC-057e	Blue	15g
4974723716189	AC-058e	Green	15g


ART. NAME : KNITTING NEEDLE GAUGE

Package size : 89mm×130mm×1mm


Knitting Accessories

STITCH MARKERS

- The variations in color enable knitters to select the color of tools according to the yarn color and change the color of accessories on a stitch-by-stitch basis.



- This slim marker is snag-free and will not widen or distort your stitches.



- This stitch marker is easy to pick up, even off a flat surface.



★Tip for using this item①★

Simply slip the stitch marker onto the receiving needle at the location to mark. When circular knitting, placing a marker next to the first stitch of a row makes it easier to count the number of rows.

★Tip for using this item②★

When casting on, placing a stitch marker once every 20 or 30 stitches makes it easy to count the number of stitches.

- Inserting a needle into the rounded heart-shaped marker enables you to smoothly pass the marker from one needle to the other.



- * XL fits : 7.00-12.00mm
- * L fits : 5.00-6.50mm
- * M fits : 3.25-4.50mm
- * S fits : 2.00-3.00mm

ART. NAME : STITCH MARKERS HEART

Package size : 65mm×100mm×1 ~ 5mm

JAN	ART. NO.	ART. NAME	pcs./pack	packs/box	Net weight
4974723415211	AC-001e	STITCH MARKERS(HEART/Yellow S)	7	10	5g
4974723415228	AC-002e	STITCH MARKERS(HEART/Yellow M)	7	10	5g
4974723415235	AC-003e	STITCH MARKERS(HEART/Yellow L)	7	10	5g
4974723415242	AC-004e	STITCH MARKERS(HEART/Yellow XL)	7	10	6g
4974723415259	AC-005e	STITCH MARKERS(HEART/Red S)	7	10	5g
4974723415266	AC-006e	STITCH MARKERS(HEART/Red M)	7	10	5g
4974723415273	AC-007e	STITCH MARKERS(HEART/Red L)	7	10	5g
4974723415280	AC-008e	STITCH MARKERS(HEART/Red XL)	7	10	6g
4974723415297	AC-009e	STITCH MARKERS(HEART/Brown S)	7	10	5g
4974723415303	AC-010e	STITCH MARKERS(HEART/Brown M)	7	10	5g
4974723415310	AC-011e	STITCH MARKERS(HEART/Brown L)	7	10	5g
4974723415327	AC-012e	STITCH MARKERS(HEART/Brown XL)	7	10	6g
4974723415334	AC-013e	STITCH MARKERS(HEART/White S)	7	10	5g
4974723415341	AC-014e	STITCH MARKERS(HEART/White M)	7	10	5g
4974723415358	AC-015e	STITCH MARKERS(HEART/White L)	7	10	5g



AC-018e

JAN	ART. NO.	ART. NAME	SET CONTAINS	pcs./pack	Net weight
4974723415365	AC-016e	STITCH MARKER SET HEART (Yellow S/Red M/Brown L)	STITCH MARKERS(HEART/Yellow S)	5	24g
			STITCH MARKERS(HEART/Red M)	5	
			STITCH MARKERS(HEART/Brown L)	5	
4974723415372	AC-017e	STITCH MARKER SET HEART (Yellow S/Red M/White M)	STITCH MARKERS(HEART/Yellow S)	5	24g
			STITCH MARKERS(HEART/Red M)	5	
			STITCH MARKERS(HEART/White M)	5	
4974723415389	AC-018e	STITCH MARKER SET HEART (Yellow M/White M/Brown L)	STITCH MARKERS(HEART/Yellow M)	5	25g
			STITCH MARKERS(HEART/White M)	5	
			STITCH MARKERS(HEART/Brown L)	5	

ART. NAME : STITCH MARKER SET HEART

Package size : 65mm×100mm×20mm

Knitting Accessories


amicolle The rich color variations make it more enjoyable to collect knitting accessories

STITCH MARKERS (PIN)

●Using different colors for different rows makes it easy to count the number of rows.




●STITCH MARKERS (PIN) can also be used as stitch markers.



●These round-nose locking stitch markers are specially designed to not split the yarn while you easily pick up.

★Tip for using this item★

STITCH MARKERS (PIN) are removable, allowing them to serve as a mark for undoing stitches to fix mistakes.



JAN	ART. NO.	ART. NAME	pcs./pack	packs/box	Net weight
4974723415464	AC-026e	STITCH MARKERS (PIN) (TULIP/Navy)	7	10	7g
4974723415471	AC-027e	STITCH MARKERS (PIN) (TULIP/White)	7	10	7g
4974723415488	AC-028e	STITCH MARKERS (PIN) (TULIP/Orange)	7	10	7g
4974723415495	AC-029e	STITCH MARKERS (PIN) (HEART/Pink)	7	10	7g
4974723415501	AC-030e	STITCH MARKERS (PIN) (HEART/Blue)	7	10	7g
4974723415518	AC-031e	STITCH MARKERS (PIN) (HEART/Green)	7	10	7g

ART. NAME : STITCH MARKERS (PIN)

Package size : 65mm×100mm×3mm



JAN	ART. NO.	ART. NAME	SET CONTAINS	pcs./pack	Net weight
4974723415525	AC-032e	STITCH MARKER SET (PIN) TULIP	STICH MARKERS (PIN) (TULIP/Navy)	5	29g
			STICH MARKERS (PIN) (TULIP/White)	5	
			STICH MARKERS (PIN) (TULIP/Orange)	5	
4974723415532	AC-033e	STITCH MARKER SET (PIN) HEART	STICH MARKERS (PIN) (HEART/Pink)	5	29g
			STICH MARKERS (PIN) (HEART/Blue)	5	
			STICH MARKERS (PIN) (HEART/Green)	5	

ART. NAME : STITCH MARKER SET (PIN)

Package size : 65mm×100mm×20mm

Knitting Accessories

TAPESTRY NEEDLES

- Extensive size lineup provided by the needle manufacturer. It is possible to select a needle size best suited to the yarn.

Tapestry needle	Yarn	
No.13	Chunky	Bulky
No.14	Aran	Worsted
No.15		
No.16	Light DK	Sport
No.17	4ply	Fingering
No.18	3ply	Light Fingering
No.20	2ply	Lace Weight
No.23	Lace Weight	

★Tip for using this item★

Using needles of different sizes according to the thickness of yarn makes it possible to bind off neatly.



Convenient case for tapestry needles

- Additional tapestry needles sold separately can be contained in the case for the set.



★Tip for using this item★

The case can contain additional tapestry needles of a frequently used size.

- The magnet attached to the case can be used to place or pick up needles.



- The needle's big eye makes it easy to thread yarn. The tip is rounded to avoid splitting the yarn. Perfectly suited for binding-off or sewing pieces together.



ART. NAME : TAPESTRY NEEDLES

Package size : 45mm×120mm×6mm

JAN	ART. NO.	ART. NAME	SIZE	pcs./pack	Net weight
4974723416249	AC-034e	TAPESTRY NEEDLES No.13	2.40mm×70.0mm	2	8g
4974723416256	AC-035e	TAPESTRY NEEDLES No.14	2.10mm×65.0mm	3	9g
4974723416263	AC-036e	TAPESTRY NEEDLES No.15	1.81mm×60.0mm	3	8g
4974723416270	AC-037e	TAPESTRY NEEDLES No.16	1.60mm×60.0mm	3	7g
4974723416287	AC-038e	TAPESTRY NEEDLES No.17	1.35mm×54.5mm	3	6g
4974723416294	AC-039e	TAPESTRY NEEDLES No.18	1.24mm×48.5mm	3	6g
4974723416300	AC-040e	TAPESTRY NEEDLES No.20	1.07mm×45.5mm	3	5g
4974723416317	AC-041e	TAPESTRY NEEDLES No.23	0.89mm×39.5mm	3	5g



AC-042e

JAN : 4974723416324

ART. NO. : AC-042e

ART. NAME : TAPESTRY NEEDLES ASSORTED (THICK SIZES)

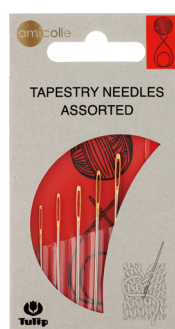
4pcs./pack

Package size : 65mm×120mm×7mm Net weight : 30g

SET CONTAINS :

TAPESTRY NEEDLES (No.13, No.14, No.15, No.16),

Case with magnetic button



AC-043e

JAN : 4974723416331

ART. NO. : AC-043e

ART. NAME : TAPESTRY NEEDLES ASSORTED (THIN SIZES)

5pcs./pack

Package size : 65mm×120mm×7mm Net weight : 27g

SET CONTAINS :

TAPESTRY NEEDLES (No.16, No.17, No.18, No.20, No.23),

Case with magnetic button

Knitting Accessories



The rich color variations make it more enjoyable to collect knitting accessories

POINT PROTECTORS

- The point protector has a roll stopper.
- The protectors keep your stitches from slipping off the needle when you put your work down or carry it.



JAN	ART. NO.	ART. NAME	pcs./pack	Package size & Net weight
4974723416744	AC-044e	POINT PROTECTORS(Small) Pink	2	50mm×100mm×18mm 7g
4974723416751	AC-045e	POINT PROTECTORS(Small) Blue	2	50mm×100mm×18mm 7g
4974723416768	AC-046e	POINT PROTECTORS(Small) Green	2	50mm×100mm×18mm 7g
4974723416775	AC-047e	POINT PROTECTORS(Large) Navy	2	50mm×100mm×18mm 9g
4974723416782	AC-048e	POINT PROTECTORS(Large) White	2	50mm×100mm×18mm 9g
4974723416799	AC-049e	POINT PROTECTORS(Large) Orange	2	50mm×100mm×18mm 9g

ART. NAME : POINT PROTECTORS

* Small size fits : 2.00-4.50mm * Large size fits : 4.00-6.50mm

FEATURES :

By putting the point protectors on, double point needles can be used as single point needles with knob. The protectors keep your stitches from slipping off the needle when you put your work down. The protector is light, easy to put on and will not slip off. Tulip-shaped point protectors will not roll off the table, unlike rounded and conical ones. Select your favorite colors from many color options.

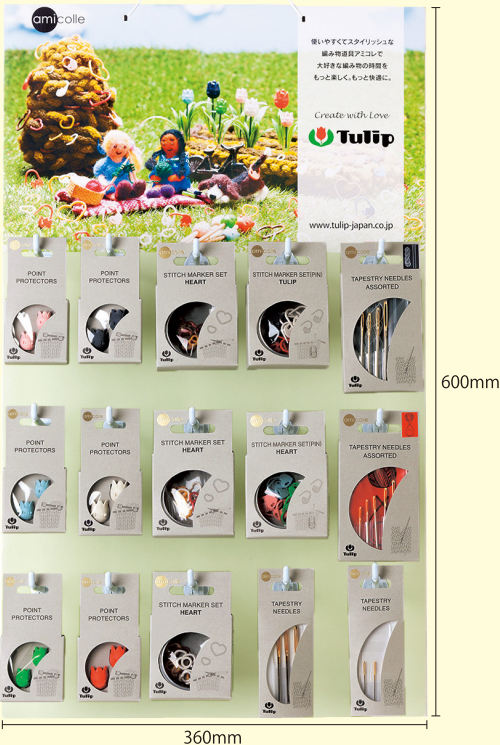
Our display cards can provide your store with a more cheerful and pleasant atmosphere.

amicolle Display Card

We recommend hanging display cards that can be placed as one pleases according to shelf space.
An image board of a miniature using amicolle products can provide a store with a more cheerful and pleasant atmosphere.

Paper display card + 15 plastic hooks
Size of display card : W 360mm / H 600mm / D 15mm
15 types x 5packs each

JAN	ART. NO.	ART. NAME
4974723415365	AC-016e	STITCH MARKER SET HEART
4974723415372	AC-017e	STITCH MARKER SET HEART
4974723415389	AC-018e	STITCH MARKER SET HEART
4974723415525	AC-032e	STITCH MARKERS SET(PIN) TULIP
4974723415532	AC-033e	STITCH MARKERS SET(PIN) HEART
4974723416249	AC-034e	TAPESTRY NEEDLES No.13
4974723416317	AC-041e	TAPESTRY NEEDLES No.23
4974723416324	AC-042e	TAPESTRY NEEDLES ASSORTED (THICK SIZES)
4974723416331	AC-043e	TAPESTRY NEEDLES ASSORTED (THIN SIZES)
4974723416744	AC-044e	POINT PROTECTORS(Small) Pink
4974723416751	AC-045e	POINT PROTECTORS(Small) Blue
4974723416768	AC-046e	POINT PROTECTORS(Small) Green
4974723416775	AC-047e	POINT PROTECTORS(Large) Navy
4974723416782	AC-048e	POINT PROTECTORS(Large) White
4974723416799	AC-049e	POINT PROTECTORS(Large) Orange



Knitting Accessories

i-cord KNITTER

Easy! Fun! Let's make original items with i-cord KNITTER



AC-050e

JAN : 4974723715991

ART. NO. : AC-050e

ART. NAME : i-cord KNITTER

Package size : 140mm×268mm×58mm Net weight : 321g

SET CONTAINS : i-cord KNITTER, Weight, Crochet Hook (2.20mm)

Ideal Yarns : Baby yarn, Sport yarn, Cotton crochet thread, Metallic yarn, Embroidery thread

* Yarn is not included in the set.

* Wire cannot be knitted even if it is very fine wire (e.g. artistic wire).

● It is a user-friendly and stylish knitting tool.

● You can make many items, including wool letters, accessories and interior decorating items, in an easy and fun way.



Yarn-Knit



① Pull yarn out of the ball. Thread it through the lower guide, over the upper guide and down through the tube.



② Turn the handle clockwise until the first hook catches the yarn. Push the yarn behind the second hook using the crochet hook.



③ Continue turning the handle until the third hook catches the yarn. Then, continue turning the handle, pushing the yarn behind the fourth hook and continue turning the handle until the first hook catches the yarn again.



④ Remember to hang down the weight. Continue turning the handle slowly, and make it sure that every hook catches the yarn.

Bead-Knit



① String all the beads in advance. Feed it into only the upper guide and down through the tube. By the same procedure ①-④ of Yarn-Knit, knitting 1-2 rounds without beads.



② Start adding the beads. As shown in the above figure, loop the thread around the first hook. Then, slide a bead between the first and second hook before looping the thread around the second hook. Hooking the second, slide a bead and hooking the third. Continue to bead-knit rows in this manner until your beaded cord has reached the desired length.



Wool letter



Beaded bracelets



Coaster

Knitting Accessories



BLOCKING WIRES

- The beautiful finish will surely fascinate you. A set of wires and pins to shape the knitted project into the desired size. This product is particularly recommended for openwork knitting.



AC-051e

In the event of problems as shown below, shape the knitted project by blocking.

- The knitted project has become ill-shaped due to uneven stitches.
- The stitch pattern does not stand out clearly.



- ▲Add a small amount of wool wash to a tub of lukewarm water and wash your knitted fabric in it by gently pressing down on it.



- ▲Place the fabric on a foam mat. Then, pull it into the desired shape with using Blocking Wires and T-Pins and let it dry.

ami2isu
S2017, Issue13
Arvia by Anna Nikirowicz

Tapered wire tip enables the users to insert it smoothly into the fabric.



JAN : 4974723716110

ART. NO. : AC-051e

ART. NAME : BLOCKING WIRES

Package size : 20mm×1,100mm×20mm

Net weight : 187g

SET CONTAINS : Wires 1.3mm×1m/8pcs. T-Pins/25pcs.


BLOCKING WIRES Short

- After washing the knitted fabric, pull it into the desired shape by using Blocking Wires Short and pins and then let it dry. In this way, you can make the stitch pattern stand out more clearly.

NEW
2019



AC-059e



Weave Blocking Wires Short in and out of the edge stitches to stretch the fabric to the desired size.

JAN : 4974723717216

ART. NO. : AC-059e

ART. NAME : BLOCKING WIRES Short

Package size : 75mm×610mm×20mm

Net weight : 65g

SET CONTAINS : Wires 0.8mm×50cm/8pcs.



Use pins to hold the inserted Blocking Wires Short in place, and leave the fabric until it is completely dry.