


amicolle



Designed by Kazuko Murabayashi





- These are user-friendly and stylish knitting accessories in an array of colors
- You can select a simple color combination or choose from many color options




Knitting Accessories



The rich color variations make it more enjoyable to collect knitting accessories

CLEAR QUICK GAUGE

•It is a square gauge ruler that measures number of stitches. It is easy to count the stitches by placing it over the knit because of its transparency. It is convenient and easy to carry.



AC-052e

UPC : 846550016234

ART. NO. : AC-052e

ART. NAME : CLEAR QUICK GAUGE

Package size : 108mm×130mm×1mm

Net weight : 18g




★Tip for using this item★

The inner circumference of the ruler measures 5cm, the outer circumference measures 10cm. It is useful for counting number of stitches.

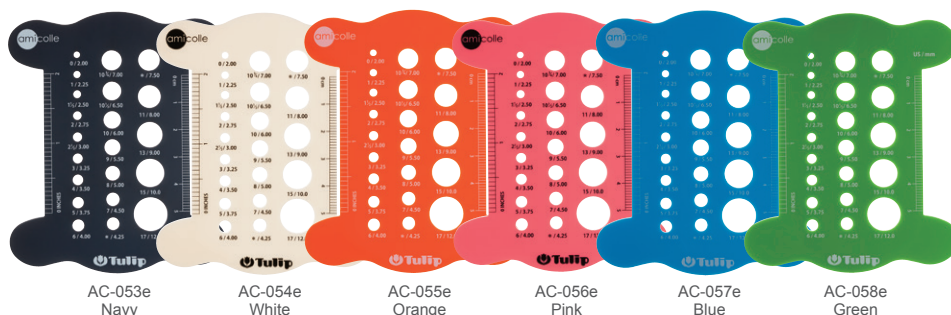
★Tip for using this item★

The yellow colored scale is visible on the knit of any kind of color.



KNITTING NEEDLE GAUGE

•This gauge enables you to know the knitting needle size at a glance.



AC-053e
Navy

AC-054e
White

AC-055e
Orange

AC-056e
Pink

AC-057e
Blue

AC-058e
Green

★Tip for using this item★

You can also use it as a wool bobbin.



•The size of a knitting needle can be measured by inserting the needle into a hole in the gauge.

★Tip for using this item★

A convenient portable gauge with a side ruler.



UPC	ART. NO.	COLOR	Net weight
846550016241	AC-053e	Navy	15g
846550016258	AC-054e	White	15g
846550016265	AC-055e	Orange	15g
846550016272	AC-056e	Pink	15g
846550016289	AC-057e	Blue	15g
846550016296	AC-058e	Green	15g

ART. NAME : KNITTING NEEDLE GAUGE

Package size : 89mm×130mm×1mm

Knitting Accessories

STITCH MARKERS

- The variations in color enable knitters to select the color of tools according to the yarn color and change the color of accessories on a stitch-by-stitch basis.



- This slim marker is snag-free and will not widen or distort your stitches.



- This stitch marker is easy to pick up, even off a flat surface.



★Tip for using this item①★

Simply slip the stitch marker onto the receiving needle at the location to mark. When circular knitting, placing a marker next to the first stitch of a row makes it easier to count the number of rows.

★Tip for using this item②★

When casting on, placing a stitch marker once every 20 or 30 stitches makes it easy to count the number of stitches.

- Inserting a needle into the rounded heart-shaped marker enables you to smoothly pass the marker from one needle to the other.



- * XL fits : No.10¾-17
- * L fits : No.8-10½
- * M fits : No.3-7
- * S fits : No.0-2

ART. NAME : STITCH MARKERS HEART

Package size : 65mm×100mm×1 ~ 5mm

UPC	ART. NO.	ART. NAME	pcs./pack	packs/box	Net weight
846550013998	AC-001e	STITCH MARKERS(HEART/Yellow S)	7	10	5g
846550014001	AC-002e	STITCH MARKERS(HEART/Yellow M)	7	10	5g
846550014018	AC-003e	STITCH MARKERS(HEART/Yellow L)	7	10	5g
846550014025	AC-004e	STITCH MARKERS(HEART/Yellow XL)	7	10	6g
846550014032	AC-005e	STITCH MARKERS(HEART/Red S)	7	10	5g
846550014049	AC-006e	STITCH MARKERS(HEART/Red M)	7	10	5g
846550014056	AC-007e	STITCH MARKERS(HEART/Red L)	7	10	5g
846550014063	AC-008e	STITCH MARKERS(HEART/Red XL)	7	10	6g
846550014070	AC-009e	STITCH MARKERS(HEART/Brown S)	7	10	5g
846550014087	AC-010e	STITCH MARKERS(HEART/Brown M)	7	10	5g
846550014094	AC-011e	STITCH MARKERS(HEART/Brown L)	7	10	5g
846550014100	AC-012e	STITCH MARKERS(HEART/Brown XL)	7	10	6g
846550014117	AC-013e	STITCH MARKERS(HEART/White S)	7	10	5g
846550014124	AC-014e	STITCH MARKERS(HEART/White M)	7	10	5g
846550014131	AC-015e	STITCH MARKERS(HEART/White L)	7	10	5g



AC-018e

UPC	ART. NO.	ART. NAME	SET CONTAINS	pcs./pack	Net weight
846550014148	AC-016e	STITCH MARKER SET HEART (Yellow S/Red M/Brown L)	STITCH MARKERS(HEART/Yellow S)	5	24g
			STITCH MARKERS(HEART/Red M)	5	
			STITCH MARKERS(HEART/Brown L)	5	
846550014155	AC-017e	STITCH MARKER SET HEART (Yellow S/Red M/White M)	STITCH MARKERS(HEART/Yellow S)	5	24g
			STITCH MARKERS(HEART/Red M)	5	
			STITCH MARKERS(HEART/White M)	5	
846550014162	AC-018e	STITCH MARKER SET HEART (Yellow M/White M/Brown L)	STITCH MARKERS(HEART/Yellow M)	5	25g
			STITCH MARKERS(HEART/White M)	5	
			STITCH MARKERS(HEART/Brown L)	5	

ART. NAME : STITCH MARKER SET HEART

Package size : 65mm×100mm×20mm

Knitting Accessories




The rich color variations make it more enjoyable to collect knitting accessories

STITCH MARKERS (PIN)

- Using different colors for different rows makes it easy to count the number of rows.

★Tip for using this item★

Placing the STITCH MARKERS (PIN) once every 10 rows makes it easy to count the number of rows.



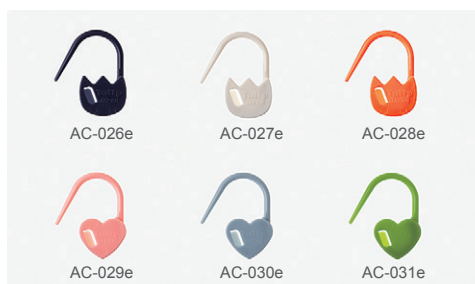
★Tip for using this item★

STITCH MARKERS (PIN) are removable, allowing them to serve as a mark for undoing stitches to fix mistakes.

- STITCH MARKERS (PIN) can also be used as stitch markers.



- These round-nose locking stitch markers are specially designed to not split the yarn while you easily pick up.



UPC	ART. NO.	ART. NAME	pcs./pack	packs/box	Net weight
846550013912	AC-026e	STITCH MARKERS (PIN) (TULIP/Navy)	7	10	7g
846550013929	AC-027e	STITCH MARKERS (PIN) (TULIP/White)	7	10	7g
846550013936	AC-028e	STITCH MARKERS (PIN) (TULIP/Orange)	7	10	7g
846550013943	AC-029e	STITCH MARKERS (PIN) (HEART/Pink)	7	10	7g
846550013950	AC-030e	STITCH MARKERS (PIN) (HEART/Blue)	7	10	7g
846550013967	AC-031e	STITCH MARKERS (PIN) (HEART/Green)	7	10	7g

ART. NAME : STITCH MARKERS (PIN)

Package size : 65mm×100mm×3mm



UPC	ART. NO.	ART. NAME	SET CONTAINS	pcs./pack	Net weight
846550013974	AC-032e	STITCH MARKER SET (PIN) TULIP	STITCH MARKERS (PIN) (TULIP/Navy)	5	29g
			STITCH MARKERS (PIN) (TULIP/White)	5	
			STITCH MARKERS (PIN) (TULIP/Orange)	5	
846550013981	AC-033e	STITCH MARKER SET (PIN) HEART	STITCH MARKERS (PIN) (HEART/Pink)	5	29g
			STITCH MARKERS (PIN) (HEART/Blue)	5	
			STITCH MARKERS (PIN) (HEART/Green)	5	

ART. NAME : STITCH MARKER SET (PIN)

Package size : 65mm×100mm×20mm

Knitting Accessories

TAPESTRY NEEDLES

- Extensive size lineup provided by the needle manufacturer. It is possible to select a needle size best suited to the yarn.

Tapestry needle	Yarn	
No.13	Chunky	Bulky
No.14	Aran	Worsted
No.15		
No.16	Light DK	Sport
No.17	4ply	Fingering
No.18	3ply	Light Fingering
No.20	2ply	Lace Weight
No.23	Lace Weight	

★Tip for using this item★

Using needles of different sizes according to the thickness of yarn makes it possible to bind off neatly.



Convenient case for tapestry needles

- Additional tapestry needles sold separately can be contained in the case for the set.



★Tip for using this item★

The case can contain additional tapestry needles of a frequently used size.

- The magnet attached to the case can be used to place or pick up needles.



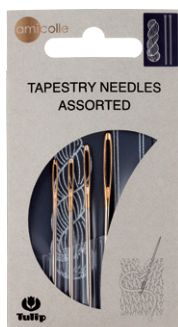
- The needle's big eye makes it easy to thread yarn. The tip is rounded to avoid splitting the yarn. Perfectly suited for binding-off or sewing pieces together.



ART. NAME : TAPESTRY NEEDLES

Package size : 45mm×120mm×6mm

UPC	ART. NO.	ART. NAME	SIZE	pcs./pack	Net weight
846550014629	AC-034e	TAPESTRY NEEDLES No.13	2.40mm×70.0mm	2	8g
846550014636	AC-035e	TAPESTRY NEEDLES No.14	2.10mm×65.0mm	3	9g
846550014643	AC-036e	TAPESTRY NEEDLES No.15	1.81mm×60.0mm	3	8g
846550014650	AC-037e	TAPESTRY NEEDLES No.16	1.60mm×60.0mm	3	7g
846550014667	AC-038e	TAPESTRY NEEDLES No.17	1.35mm×54.5mm	3	6g
846550014674	AC-039e	TAPESTRY NEEDLES No.18	1.24mm×48.5mm	3	6g
846550014681	AC-040e	TAPESTRY NEEDLES No.20	1.07mm×45.5mm	3	5g
846550014698	AC-041e	TAPESTRY NEEDLES No.23	0.89mm×39.5mm	3	5g



AC-042e

UPC : 846550014704

ART. NO. : AC-042e

ART. NAME : TAPESTRY NEEDLES ASSORTED (THICK SIZES)

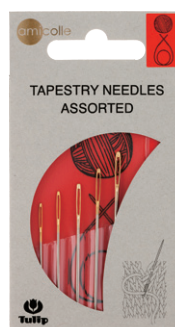
4pcs./pack

Package size : 65mm×120mm×7mm Net weight : 30g

SET CONTAINS :

TAPESTRY NEEDLES (No.13, No.14, No.15, No.16),

Case with magnetic button



AC-043e

UPC : 846550014711

ART. NO. : AC-043e

ART. NAME : TAPESTRY NEEDLES ASSORTED (THIN SIZES)

5pcs./pack

Package size : 65mm×120mm×7mm Net weight : 27g

SET CONTAINS :

TAPESTRY NEEDLES (No.16, No.17, No.18, No.20, No.23),

Case with magnetic button

Knitting Accessories



The rich color variations make it more enjoyable to collect knitting accessories

POINT PROTECTORS

•The point protector has a roll stopper.



•The protectors keep your stitches from slipping off the needle when you put your work down or carry it.



UPC	ART. NO.	ART. NAME	pcs./pack	Package size & Net weight
846550014780	AC-044e	POINT PROTECTORS(Small) Pink	2	50mm×100mm×18mm 7g
846550014797	AC-045e	POINT PROTECTORS(Small) Blue	2	50mm×100mm×18mm 7g
846550014803	AC-046e	POINT PROTECTORS(Small) Green	2	50mm×100mm×18mm 7g
846550014810	AC-047e	POINT PROTECTORS(Large) Navy	2	50mm×100mm×18mm 9g
846550014827	AC-048e	POINT PROTECTORS(Large) White	2	50mm×100mm×18mm 9g
846550014834	AC-049e	POINT PROTECTORS(Large) Orange	2	50mm×100mm×18mm 9g

ART. NAME : POINT PROTECTORS

* Small size fits : No.0-7 * Large size fits : No.6-10½

FEATURES :

By putting the point protectors on, double point needles can be used as single point needles with knob. The protectors keep your stitches from slipping off the needle when you put your work down. The protector is light, easy to put on and will not slip off. Tulip-shaped point protectors will not roll off the table, unlike rounded and conical ones.

Select your favorite colors from many color options.

Our display cards can provide your store with a more cheerful and pleasant atmosphere.

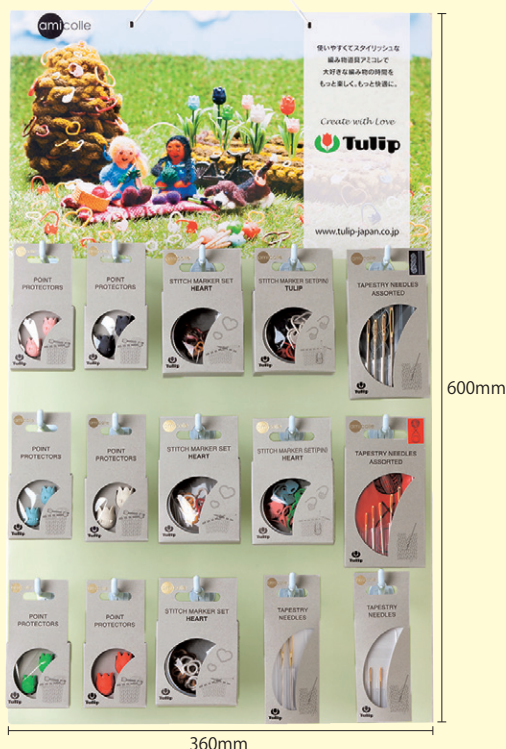
amicolle Display Card

We recommend hanging display cards that can be placed as one pleases according to shelf space.

An image board of a miniature using amicolle products can provide a store with a more cheerful and pleasant atmosphere.

Paper display card + 15 plastic hooks
Size of display card : W 360mm / H 600mm / D 15mm
15 types x 5packs each

UPC	ART. NO.	ART. NAME
846550014148	AC-016e	STITCH MARKER SET HEART
846550014155	AC-017e	STITCH MARKER SET HEART
846550014162	AC-018e	STITCH MARKER SET HEART
846550013974	AC-032e	STITCH MARKERS SET(PIN) TULIP
846550013981	AC-033e	STITCH MARKERS SET(PIN) HEART
846550014629	AC-034e	TAPESTRY NEEDLES No.13
846550014698	AC-041e	TAPESTRY NEEDLES No.23
846550014704	AC-042e	TAPESTRY NEEDLES ASSORTED (THICK SIZES)
846550014711	AC-043e	TAPESTRY NEEDLES ASSORTED (THIN SIZES)
846550014780	AC-044e	POINT PROTECTORS(Small) Pink
846550014797	AC-045e	POINT PROTECTORS(Small) Blue
846550014803	AC-046e	POINT PROTECTORS(Small) Green
846550014810	AC-047e	POINT PROTECTORS(Large) Navy
846550014827	AC-048e	POINT PROTECTORS(Large) White
846550014834	AC-049e	POINT PROTECTORS(Large) Orange



Knitting Accessories

i-cord KNITTER

Easy! Fun! Let's make original items with i-cord KNITTER



AC-050e

UPC : 846550016180

ART. NO. : AC-050e

ART. NAME : i-cord KNITTER

Package size : 140mm×268mm×58mm Net weight : 321g

SET CONTAINS : i-cord KNITTER, Weight, Crochet Hook (2.20mm)

Ideal Yarns : Baby yarn, Sport yarn, Cotton crochet thread, Metallic yarn, Embroidery thread

* Yarn is not included in the set.

* Wire cannot be knitted even if it is very fine wire (e.g. artistic wire).

● It is a user-friendly and stylish knitting tool.

● You can make many items, including wool letters, accessories and interior decorating items, in an easy and fun way.



Yarn-Knit



① Pull yarn out of the ball. Thread it through the lower guide, over the upper guide and down through the tube.



② Turn the handle clockwise until the first hook catches the yarn. Push the yarn behind the second hook using the crochet hook.



③ Continue turning the handle until the third hook catches the yarn. Then, continue turning the handle, pushing the yarn behind the fourth hook and continue turning the handle until the first hook catches the yarn again.



④ Remember to hang down the weight. Continue turning the handle slowly, and make it sure that every hook catches the yarn.

Bead-Knit



① String all the beads in advance. Feed it into only the upper guide and down through the tube. By the same procedure ①-④ of Yarn-Knit, knitting 1-2 rounds without beads.



② Start adding the beads. As shown in the above figure, loop the thread around the first hook. Then, slide a bead between the first and second hook before looping the thread around the second hook. Hooking the second, slide a bead and hooking the third. Continue to bead-knit rows in this manner until your beaded cord has reached the desired length.



Wool letter



Beaded bracelets



Coaster

Knitting Accessories



BLOCKING WIRES

- The beautiful finish will surely fascinate you. A set of wires and pins to shape the knitted project into the desired size. This product is particularly recommended for openwork knitting.



AC-051e

In the event of problems as shown below, shape the knitted project by blocking.

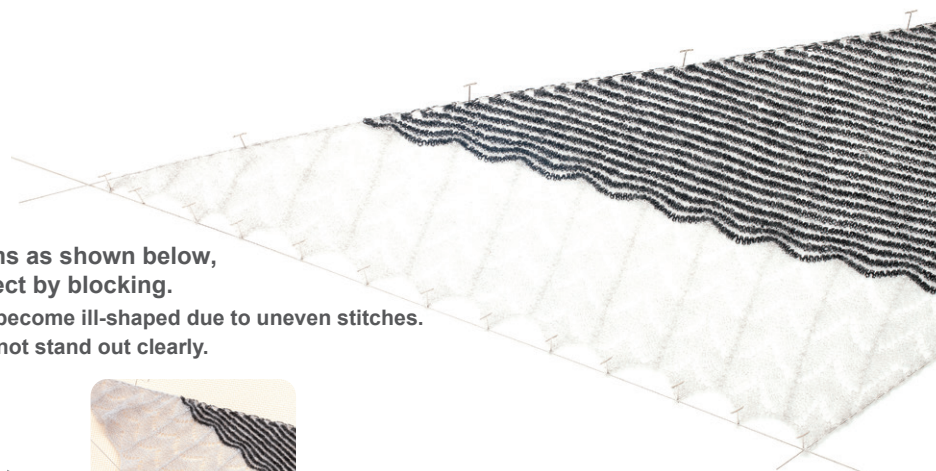
- The knitted project has become ill-shaped due to uneven stitches.
- The stitch pattern does not stand out clearly.



- ▲Add a small amount of wool wash to a tub of lukewarm water and wash your knitted fabric in it by gently pressing down on it.



- ▲Place the fabric on a foam mat. Then, pull it into the desired shape with using Blocking Wires and T-Pins and let it dry.



ami2isu
S2017, Issue13
Arvia by Anna Nikirowicz

Tapered wire tip enables the users to insert it smoothly into the fabric.



UPC : 846550016302
ART. NO. : AC-051e
ART. NAME : BLOCKING WIRES

Package size : 20mm×1,100mm×20mm
Net weight : 187g
SET CONTAINS : Wires:1.3mm×1m/8pcs. T-Pins/25pcs.


BLOCKING WIRES Short

- After washing the knitted fabric, pull it into the desired shape by using Blocking Wires Short and pins and then let it dry. In this way, you can make the stitch pattern stand out more clearly.

NEW
2019



AC-059e



Weave Blocking Wires Short in and out of the edge stitches to stretch the fabric to the desired size.

UPC : 846550017200
ART. NO. : AC-059e
ART. NAME : BLOCKING WIRES Short

Package size : 75mm×610mm×20mm
Net weight : 65g
SET CONTAINS : Wires 0.8mm×50cm/8pcs.



Use pins to hold the inserted Blocking Wires Short in place, and leave the fabric until it is completely dry.