

備

SONAERU



○A series of needlework products that you should have ready, and at your disposal


○The needlework products in this series boast manufacturer guarantees of safety and reliability

Sewing Notions

備

SONAERU

Obtain the things you love, and feel joy. Obtain the things you need, and achieve peace of mind. The needlework products in this series boast manufacturer guarantees of safety and reliability. Keep them at hand and use them with care.


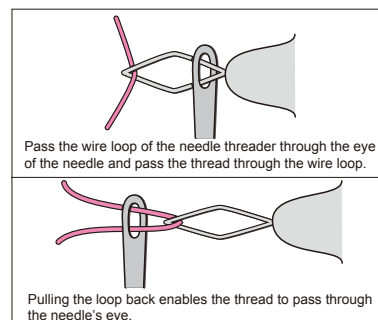


SC-001e



EAN : 4974723718336
ART. NO : SC-001e
ART. NAME : Needle Threader(3 Types)
3pcs./pack
Package size : 69mm×132mm×1.5mm
Net weight : 7g

This needle threader set consists of three types : for needles for standard fabric, needles for thin fabric, and for sewing machine needles. A needle threader is essential for needlework. It makes threading so easy! The one for needles for thin fabric has "SILK" engraved on the handle.




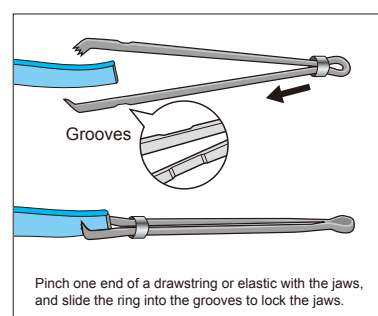
SC-004e



EAN : 4974723718367
ART. NO : SC-004e
ART. NAME : Bodkin with Jagged Grip
1pc./pack

Package size : 69mm×132mm×5.6mm Net weight : 8g
You can easily guide elastic through a waistband or drawstrings through the top of a bag. The serrated jaws firmly hold drawstrings and elastic. The grooves firmly keep the ring in place, preventing the drawstring or elastic band from being released.


How to use a Bodkin with Jagged Grip



SC-024e



SC-025e



SC-026e

actual size

SC-024e Glass Head Pins
0.55mm×35.0mm

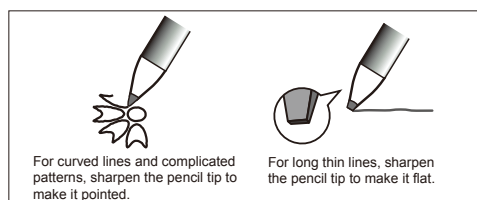
SC-025e Cellulose-Head Pins Flower
0.55mm×48.0mm

SC-026e Small Pins
0.50mm×35.0mm

| EAN | ART. NO. | ART. NAME | SIZE | pcs./pack | FEATURES | Package size & Net weight |
|---------------|----------|----------------------------|---------------|-----------|--------------------------------------------------------------------------------------------------------------------------------------------------------------------------------------------------------------------------------------------------------------------------------------------------------------------------------------------------------------------------------------------|---------------------------|
| 4974723718565 | SC-024e | Glass Head Pins | 0.55mm×35.0mm | 18 | They are perfect for tacking standard fabric material such as cotton fabric, hemp, and wool. The glass head is heat resistant. Ironing over the pins will not damage them. | 69mm×132mm×5.3mm 9g |
| 4974723718572 | SC-025e | Cellulose-Head Pins Flower | 0.55mm×48.0mm | 18 | They are perfect for tacking standard to thick fabric material such as cotton fabric, hemp, and wool. These pins are long enough to tack multiple layers of fabric together. They are also ideal for Japanese dressmaking. The flat-headed pins do not roll, which allows for smooth sewing on a sewing machine. The back of the head is processed so that you can pencil your name on it. | 69mm×132mm×4.4mm 10g |
| 4974723718589 | SC-026e | Small Pins | 0.50mm×35.0mm | 100 | These are perfect not only for tacking standard to thin, delicate, and lining fabric, but also for patchwork. The grass head is heat resistant. Ironing over the pins will not damage them. | 69mm×132mm×13.5mm 19g |



SC-027e



EAN : 4974723718596
ART. NO : SC-027e
ART. NAME : Chalk Pencils
3pcs./pack

Package size : 69mm×192mm×9.8mm
Net weight : 19g
Chalk Pencils are ideal for marking seam allowance lines, and for making match marks on fabric before sewing. This three color set enables you to choose a color to suit the tint and shade of the fabric.



SC-029e



How to use a Loop Turner



EAN : 4974723718619
ART. NO : SC-029e
ART. NAME : Loop Turner
pcs./pack : 2pcs.

Package size : 69mm×332mm×2.2mm
Net weight : 19g
A Loop Turner is used to turn stitched fabric inside out, to form a tube. This gadget is used in various handicrafts, such as bag making, stuffed animal making, quilting, and patchwork.

SONAERU

NEW
2022

Made of nickel-free brass and gentle to the skin.



Made of nickel-free brass and gentle to the skin.

Best for purses and other accessories, blouses and skirts for adults, and children's clothes. Made of nickel-free brass and gentle to the skin.

gentle to the skin.

A close-up photograph showing a person's hands drawing a blue line on a piece of white grid paper. The left hand is holding the paper steady, while the right hand uses a blue pen to draw a horizontal line across the grid. The background is a plain, light-colored surface.

[illegible]

The diagrams show a sequence of four steps for tying a knot. Step 1: A circular base with four holes and a single loop of rope. Step 2: The rope is pulled through one hole, creating a second loop. Step 3: The rope is pulled through another hole, creating a third loop. Step 4: The final knot is formed, showing the rope passing through all four holes in a specific pattern.



How to sew on a Snap Fastener



How to sew on
a Spring Hook



How to sew on
a Waistband Hook Large

